

ACADEMY 2019 ORLANDO

3rd World Congress of Optometry

PROGRAM PREVIEW



*Find your
inspiration for
EXCELLENCE.*

OCTOBER 23-27, 2019 • ORANGE COUNTY CONVENTION CENTER



WORLD COUNCIL
OF OPTOMETRY



AMERICAN ACADEMY
of OPTOMETRY

Program Preview generously
sponsored by:

Alcon



WHAT WILL YOU MISS IF YOU'RE NOT THERE?

ENGAGING with innovative speakers and gaining cutting-edge information to make you better prepared for your day-to-day clinical practice.

CONNECTING and reuniting with your peers from around the globe, and networking with the best and brightest in optometry.

EXCHANGING ideas with researchers presenting the latest discoveries that will help you solve clinical problems and make a bigger impact in the lives of your patients.

DISCOVERING the latest technology in the spacious exhibit hall that will help you take your practice to the next level.

EXPLORING over 100+ attractions across the city and seven of the world's top theme parks. Orlando is unlike any other destination full of unforgettable experiences waiting for you to explore.

TABLE OF CONTENTS

.....	
Welcome	3
Schedule at a Glance	4
Registration	5
About Orlando	6
Travel Information	7
Education	8
Diplomate Prep Courses	9
Wednesday Agenda	10
Thursday Agenda	12
Friday Agenda	15
Saturday Agenda	18
Sunday Agenda	20
Exhibit Hall	22
Additional Programs	24
Foundation Events	25
Other Events	26
Students and Residents	27

OVER 450 HOURS OF CE OFFERINGS TO CHOOSE FROM.

ATTEND ANY CE SESSIONS YOU WISH – NO ADVANCE COURSE SIGNUP.

EARN UP TO
42 HOURS
OF CE



Dear Colleagues,

This year's meeting will be truly extraordinary as the World Council of Optometry and the American Academy of Optometry partner to provide one of the most prestigious optometry meetings in the world. We will bring together leading researchers, forward-thinking clinicians and energized optometry students from around the globe for five invigorating days of education, an extensive exhibit hall, and many memorable social events.

The meeting is unique in that we offer CE in a variety of formats – over 450 hours of lectures, hands-on workshops, wide-ranging and clinically-relevant scientific paper and poster sessions, and unparalleled symposia. An additional benefit of this joint meeting is that we will be offering 5 full days of continuing education. Our corporate partners will also provide several opportunities during the meeting for you to gain exposure to the latest products and technology to help you take your patient care to the next level.

The Orange County Convention Center is located adjacent to Orlando's tourist district with a variety of dining and entertainment options for the whole family. With over 100+ attractions across the city and seven of the world's top theme parks, Orlando is unlike any other destination, full of unforgettable experiences waiting for you to explore.

We invite you to join us at Academy 2019 Orlando and 3rd World Congress of Optometry where you will leave feeling energized, reinvigorated, and inspired. We look forward to seeing you there!



**Barbara Caffery, OD,
PhD, FFAO**

President, American
Academy of Optometry



Scott Mundle, OD
President, World Council
of Optometry



**AMERICAN ACADEMY
of OPTOMETRY**

About the American Academy of Optometry

The American Academy of Optometry enhances excellence in optometric practice by fostering research and disseminating knowledge in vision science through its journal, *Optometry and Vision Science*, and the continuing education presented at its annual meeting. Fellows of the Academy are committed to the premise that learning is a lifelong obligation of a professional, as is the commitment to expand the profession's knowledge base through ongoing fellowship and exchange. For more information, visit www.aaopt.org.



**WORLD COUNCIL
OF OPTOMETRY**

About the World Council of Optometry (WCO)

The WCO's vision is of a world where optometry makes high quality eye health and vision care accessible to all people. To achieve its vision, the WCO's mission is to facilitate the development of optometry around the world and support optometrists in promoting eye health and vision care as a human right through advocacy, education, policy development and humanitarian outreach. Having celebrated its 90-year anniversary in 2017, the WCO now collectively represents more than 200,000 optometrists in more than 60 countries through almost 300 affiliate, country, corporate and individual memberships across six world regions. The WCO is the only optometric body in official relations with the World Health Organization. For more information, visit <http://worldcouncilofoptometry.info/>.

SCHEDULE AT A GLANCE

	WEDNESDAY, OCTOBER 23	THURSDAY, OCTOBER 24	FRIDAY, OCTOBER 25
7 AM			
8 AM	8 - 10 am Education	8 - 9 am Hot Topics	8 - 9 am Fry and Prentice Lectures
9 AM			
10 AM	10am - Noon Plenary Session	10 - 11:30 am Student Focus Exhibit Hall Hours	8 am - Noon Education
11 AM			10 am - Noon AAO/AAOphth Joint Symposium
Noon	Noon - 1 pm Industry Innovations: Lunch + Learn	11 am - 6:30 pm Exhibit Hall Open	9 am - 3 pm Posters Viewing 10 am - Noon and 1 - 3 pm Authors Present
1 PM		Noon - 1 pm Student Awards Lunch	11 am - 3 pm Exhibit Hall Open
2 PM	1 - 5 pm Education	Complimentary lunch in the Exhibit Hall from 11:30 am - 1:30 pm	Complimentary lunch in the Exhibit Hall from 11:30 am - 1:30 pm
3 PM		1 - 5 pm Education	
4 PM			2 - 6 pm Education
5 PM	5 - 7 pm Student Evening with Industry	5:30 - 6:30 pm Exhibit Hall Reception	
6 PM			
7 PM			
8 PM		8 - 10 pm Essilor Academic Challenge @ Academy Stadium	7:30 - 9 pm Alumni Receptions
9 PM			7:30 - 9 pm Joint Academy and WCO International Attendee Reception
10 PM			9 pm - 1 am Australia Party

	SATURDAY, OCTOBER 26	SUNDAY, OCTOBER 27
7 AM		
8 AM	8 am - Noon Education	8 am - Noon Education
9 AM	8 am - Noon Residents Day Papers	8 am - Noon Global Summit on Optometric Education
10 AM		9 - 11 am WCO Posters
11 AM		
Noon	Noon - 1:15 pm Residents Day Luncheon	Lunch Break (on your own)
1 PM		
2 PM	1 - 5pm Education	1 - 3 pm WCO Posters
3 PM	1:30 - 3:30 pm Residents Day Posters	
4 PM	3:30 - 4:30 pm Residents Day Reception	
5 PM		
6 PM	6:15 - 7 pm New and Emeritus Fellow Reception	5 - 7 pm WCO General Assembly
7 PM		
8 PM	7 - 10 pm Joint Academy and WCO Recognition Gala and Awards Program	
9 PM		
10 PM		

Main Registration Hours

Tuesday

1 to 8 pm

Wednesday

6:30 am to 7 pm

Thursday

7 am to 6 pm

Friday

7 am to 5 pm

Saturday

7 am to 2 pm

Sunday

7 to 10 am

Satellite Registration Hours

(Hyatt Regency Orlando and Rosen Plaza Hotel)

Tuesday

6:30 am to 8 pm

Wednesday

6:30 am to 9 am

Thursday

6:30 am to 9 am

Registration Opens May 6, 2019

Beginning May 6, 2019, you can register online and call 321-319-4860 (844-323-3937 toll free) with questions. Once you register for the meeting, you will receive a link by email that will allow you to make your hotel reservations. Pick up your registration materials in the convention center or satellite registration kiosks at the Hyatt Regency Orlando or Rosen Plaza Hotel. See schedule at a glance for full hours.

Special offer for first time international attendees!

If you reside outside of the United States and this is your first Academy meeting, you qualify for member registration rates. Early bird registration rates will expire on August 23, 2019 at 5:00 PM EST.

FULL CONFERENCE

MEMBER RATES	PRICING INFORMATION			PRICE INCLUDES			
	Early Bird (Through 8/23)	Regular (After 8/23 to 10/20)	Onsite (After 10/20)	Exhibit Hall Access	CE Session Access	CE Credit Reported	Social Events
Fellows/Candidates	\$435	\$485	\$535	✓	✓	✓	✓
Student/Resident*	\$75	\$100	\$110	✓	✓	✓	✓

NONMEMBER RATES							
Optometrists/Vision Scientists	\$795	\$845	\$895	✓	✓	✓	✓
Student/Resident*	\$125	\$150	\$160	✓	✓	✓	✓

1-DAY ONLY

MEMBER RATES	Early Bird (Through 8/23)	Regular (After 8/23 to 10/20)	Onsite (After 10/20)	Exhibit Hall Access on Day(s) Purchased	CE Session Access on Day(s) Purchased	CE Credit Reported	Social Events on Day(s) Purchased
Fellows/Candidates	\$200	\$225	\$235	✓ (Wed - Fri)	✓	✓	✓

NONMEMBER RATES							
Optometrists/Vision Scientists	\$300	\$325	\$335	✓ (Wed - Fri)	✓	✓	✓

EXHIBIT HALL PASS

	Early Bird (Through 8/23)	Regular (After 8/23 to 10/20)	Onsite (After 10/20)
Exhibits Only - 1 Day	\$35	\$85	\$85
Exhibits Only - 3 Days	\$100	\$150	\$150

Fees include all educational programming except workshops and leadership courses (additional fees apply) and except where noted. Banquet tickets are not included with the registration fee and can be purchased for an additional \$25; all other general food functions included in the registration fee.

Cancellation Policy

All cancellation requests must be received in writing. For a full refund less a \$25 fee, cancellation requests must be received by August 30, 2019. Any requests received between August 31, 2019 and September 26, 2019 will receive a full refund less 25%. No refunds will be issued after September 26, 2019.

Member Benefits

Fellows, Candidates for Fellowship and student/resident members save significantly on registration fees! Not a member? Visit www.aaopt.org to learn more.

*Students who graduated in 2019 and residents who finished their program in 2019 are still eligible to register at respective student or resident registration rates in 2019.

OD Residents Needed

Current residents of an optometric program can sign up to receive compensation in exchange for working 4 or 8 hours at the meeting for the Lectures & Workshops Committee. Residents will introduce speakers, monitor CE attendance and assist the committee in other various tasks. For more information, contact Ewa Koguciuk at EwaK@aaoptom.org.



THE CITY BEAUTIFUL

Given Orlando's claim to fame – Theme Park Capital of the World® – most visitors travel to Orlando to experience the incredible theme parks and attractions, but there's much more for you to enjoy while you're in town!

From casually sipping wine to checking out a rock band at a live venue, Orlando provides attendees with nearly unlimited nighttime opportunities. You can see live music performances at the House of Blues at Disney Springs™ and Hard Rock Live at Universal CityWalk®. Or discover a modern, big-city nightlife scene in downtown Orlando that includes dozens of dance clubs, bars, restaurants, and live music venues.

Orlando is also a culinary hot spot with new award-winning restaurants and celebrity chefs, such as Wolfgang Puck, Todd English and Chef Morimoto that cater to visitors from across the globe. With over 5,000 restaurants you'll find an extensive menu from fine dining and international eateries to casual cafes and chic wine bars. There's something for every taste or budget.

Within an hour drive of Orlando is Cape Canaveral – home of the Kennedy Space Center and hub of the nation's human space program. Florida's Space Coast also offers fine beaches, an increasingly popular cruise ship port, the nearby Brevard Zoo and picturesque beachside restaurants. In addition to being home to more pro golfers than any other city in the world, Orlando was voted the "North American Golf Destination of the Year" by the International Association of Golf Tour Operators. And with a multitude of stunning courses designed by the likes of Nicklaus, Dye, and Fazio, Orlando offers attendees an exclusive golfing experience not found anywhere else.

Whether you are seeking to reconnect with childhood nostalgia or testing your sense of adventure with endless outdoor activities, Orlando is sure to provide you with an unforgettable experience.



Contracted Hotels

The Academy has contracted with seven hotels to offer attendees conference rates in hotels near the convention center and tourist district. The Orlando International Airport (MCO) is approximately a 15-minute car ride to the convention center area. For assistance booking housing (registration required prior to calling) please call Orchid Events at 1-866-365-1113 (International: +1-801-505-4139).

NOTE: The Academy aims to offer contracted hotel rates to all registered attendees. We ask that you please do not make two hotel reservations as this takes away room availability from other attendees.

1. Doubletree by Hilton Hotel Orlando at SeaWorld® (Government Hotel)

10100 International Drive, Orlando, FL 32821
Single and Double: \$189/night (non-government)
Single and Double: \$152/night or prevailing GPD** for government employees

2. Fairfield Inn & Suites Orlando at SeaWorld®

10815 International Drive, Orlando, FL 32821
Single and Double: \$174/night

3. Hyatt Regency Orlando (Headquarters Hotel)

9801 International Drive, Orlando, FL 32819
Single and Double: \$255/night
Additional \$5 per night and per room resort fee*

4. Rosen Centre Hotel

9840 International Drive, Orlando, FL 32819
Single and Double: \$220/night
Triple and Quadruple: \$240/night

5. Rosen Inn at Pointe Orlando

9000 International Drive, Orlando, FL 32819
Single/Double/Triple/Quad: \$115/night

6. Rosen Plaza Hotel

9700 International Drive, Orlando, FL 32819
Single and Double: \$210/night

7. Springhill Suites Orlando at SeaWorld®

10801 International Drive, Orlando, FL 32821
Single and Double: \$179/night



*A discounted resort fee of \$5.00 per room, per night will be added to the guestroom rate. This fee covers several amenities (subject to change) which include Fitness Center Access (fitness classes, pool activities, and bike rental), two (2) I-Ride Trolley tickets, local & 800 calls, incoming and outgoing faxes, 10% discount on spa treatments and merchandise, and two (2) bottled waters per day.

**Note that this is a government per diem (GPD) rate hotel, and as such the rate can change as of October 1, 2019. The rate listed above is based on per diem rates approved through September 30, 2019. Meeting attendees must show Government ID to receive the special per diem rate. Please note that while the Academy works to secure as many government rate rooms as possible, there are a limited number available at this rate.



All CE, All The Time™

Earn up to 42 hours of CE credit! Our motto All CE, All the Time™ means CE is available for all lectures, workshops, Section and Special Interest Group (SIG) symposia, and some special events.

Lectures and Workshops

Engage with the most cutting-edge speakers and researchers in the field with over 450 hours of lectures to choose from!

- Rapid Fire sessions have been planned to offer fast-paced, captivating talks in 12-minute increments.
- No need to register for individual courses. Every lecture is open to all registered participants on a first come/first served basis. Room attendants will scan your badge upon entering each course.
- Hands-on workshops are available at an additional charge. You must be registered for the meeting on the day of the workshop to enroll in a workshop.
- CEE courses will be offered each day. Information on CEE examinations will be available at the Education Desk onsite.
- COPE and Continuing Education and Training (CET) approval pending.

Section and SIG Symposia

Symposia feature the most knowledgeable and respected lecturers. See the course track description pages for more information.

Scientific Program Papers and Posters

Learn about the latest in research and accumulate credit in fifteen-minute increments throughout the paper and poster sessions. Scientific and clinical education posters offer a visual presentation of cutting edge research, instructive case reports, clinical education and clinical trials. Scientific and clinical education papers offer cutting edge research presented in 15-minute lectures.



Earn COPE Approved Distance Learning CE Credits

Academy Online allows you to access the Academy's quality education year-round online. Academy members enjoy complimentary access and nonmembers can purchase access for a fee. Visit learning.aaopt.org for more information.



SUBMIT AN ABSTRACT

You can be a part of the program! The Scientific Program and WCO submission windows will be open from May 1 to May 31, 2019 at 5 PM ET. Read more online at www.aaopt.org/2019.



DIPLOMATE PREPARATORY COURSES

Fellows of the American Academy of Optometry are invited to attend Diplomate Preparatory Courses hosted by the Academy's various Sections. Courses will provide COPE-approved CE as well as information and guidance to assist in preparing for the Diplomate examination.

TUESDAY, OCTOBER 22

Binocular Vision, Perception and Pediatric Optometry Section

8:00 AM to 5:00 PM - \$165 before 8/23 and \$225 after 8/23

The morning program will discuss pediatric information processing diagnosis and treatment, and pediatric pharmacology for anterior segment. The afternoon program will discuss advanced strabismus topics. Speakers are Drs. Marie Bodack, Christine Allison, Kelly Frantz, and Erin Jenewein. *Register for AM, PM or both.*

Low Vision Section

8:00 AM to 4:00 PM - \$165 before 8/23 and \$225 after 8/23

Topics covered will include functional independence measure in vision rehabilitation, optics review, technology, ocular disease, and decreased contrast sensitivity. Speakers are Drs. Rebecca Kammer, Kierstyn Napier-Dovornay, Naida Jakirlic, Bill O'Connell, and Marlena Chu.

Public Health and Environmental Vision Section

8:00 AM to 5:45 PM - \$165 before 8/23 and \$225 after 8/23

This program will cover the history of public health, ethics, prevention, epidemiology and biostatistics, health care policy, tropical diseases, quality assurance, public health law, environmental vision, and health care systems. Speakers are Drs. Debbie Hettler, Satya Verma, Kevin Jackson, Stanley Hatch, Lisa Jones-Jordan, Michael Radoiu, Barbara Cohn, Sandra Block, Jeffrey Weaver, Brian Hatch, Stephen Dain, and Richard Hom.

Section on Cornea, Contact Lenses and Refractive Technologies

11:00 AM to 4:00 PM - \$82 before 8/23 and \$112 after 8/23

The program will discuss gas permeable lenses, a review of corneal anatomy and physiology, and advanced scleral lens fitting. Speakers are Drs. Clarke Newman, Jan Bergmanson, and Melissa Barnett.

WEDNESDAY, OCTOBER 23

Wednesday - Friday programs are included with standard full or 1-day meeting registration fee. Pre-registration required.

Comprehensive Eye Care Section

2:00 to 5:00 PM

This session will discuss contact lens correction of astigmatism, binocular and accommodative disorders and low vision rehabilitation in a primary care setting. Speakers are Drs. John Laurent and Kristin Anderson.

Optometric Education Section

1:00 to 3:00 PM

This session will provide an overview of the Diplomate program and preparation for the exam. Speaker is Dr. Marlee Spafford.

THURSDAY, OCTOBER 24

Anterior Segment Section

9:00 AM to Noon

This session will cover topics of pathogens of corneal infections, anterior segment disease, and ocular inflammation. Speakers are Drs. Aaron Bonner, A. Mika Moy, Nicholas Colatrella, and Jeffrey Varanelli.

FRIDAY, OCTOBER 25

Glaucoma Section

9:00 AM to Noon

This session will cover the role of the macula in glaucoma management, as well as understanding the impact of glaucoma on everyday life. Speakers are Drs. Michael Sullivan-Mee and Dawn DeCarlo.

What is a Diplomate?

Approximately 6% of Fellows of the American Academy of Optometry have been recognized for their extensive skill in their research or practice area. Fellows can become Diplomates in any of the eight Academy Sections.

Sections

- Anterior Segment
- Binocular Vision, Perception, and Pediatric Optometry
- Comprehensive Eye Care
- Cornea, Contact Lenses and Refractive Technologies
- Glaucoma
- Low Vision
- Optometric Education
- Public Health and Environmental Vision

8 AM	CL-01 Melanie Frogozo, Vivian Shibayama, Alexandra Williamson Prescribing Pediatric GP Lenses: From Corneal to Scleral	SE-01 Nicole Carnt, Charlotte Joslin, Dean VanNasdale Ezell Fellows Present: Public Health / Epidemiology Potpourri	PM-01 Jay Lytle Breaking Bad News - Best Practices for the Optometrist	RS-01 Phillip Brunson Topography-Guided Ablation in Refractive Surgery	AS-01 Nidhi Rana Pediatric Bumps, Lumps and Tumors	PH-01 Lillian Kalaczinski What Optometrists Should Know about Human Trafficking in the United States	NO-01 Scott Anthony Orbital Disease Vista: A Neuroimaging Approach to Clinical Understanding
9 AM	CL-02 Beth Kinoshita, Matthew Lampa, Mark Andre The Science of Soft Contact Lenses Fitting		GO-01 Dennis Fong, Michelle Hoff Powerboost Lenses: Does Your Practice Need Them?	BV-02 Yi Pang, Jennifer Harthan Dry Eye Disease in Children and Teenagers: A Rising Concern	GO-02 Fraser Horn You Play What Sport? Introduction to Sports Vision through Case Discussion	LV-01 Patrick Yoshinaga, Wayne Heidle Artificial Intelligence, Autonomous Vehicles: What Next for Our Low Vision Patients?	SD-01 Derek MacDonald The ABCs of HCQ: Hydroxychloroquine and the Eye
10 AM - Noon	SE-02 Plenary Session - Today's Research, Tomorrow's Practice®: WHO World Vision Report: Opportunities for Optometry to Make an Impact						
Noon - 1 PM	Industry Innovations: Lunch + Learn (RSVP required)						
1 PM	CL-03 Jason Jedlicka, Andrea Lasby, Greg DeNaeyer Micro Vault, Micro Impact: Scleral Lenses	SD-02 Sherrol Reynolds, Julie Tyler Let's Talk about the Surge in STDs	SE-09 Diana Monea Women ODs: The Changing Faces of our Profession: The Perspective of a Woman OD Still Practicing after 40 Years Fulltime NO CE	BV-03 Susan Cottle Evidence-based Amblyopia Treatment: A Current Perspective and Implications for Practice	GR-01 Nathan Cheung, Julie Torbit, Nadine Furtado Ellerbrock Presents: Grand Rounds I	LV-02 Dawn DeCarlo, Jonathan Jackson Managing the Refractive and Visual Requirements of the Child with Vision Impairment	PS-02 Michael Yapp Choroidal Pathology: Vascular, Inflammatory and Tumors
2 PM	CL-04 Erin Rueff Acknowledging and Eliminating Contact Lens Visual Discomfort	AS-03 Trenton Cleghern Unraveling Uveitis			GR-02 Crystal Lewandowski, Christina Morettin, Jessica Haynes Ellerbrock Presents: Grand Rounds II		SD-03 Jeffrey Perotti, Kim Kohne The Changing World of Hypertension
3 PM	CL-05 Lynette Johns Invisible Pain Syndromes: Why Scleral Lenses Do Not Always Work	AS-04 Langis Michaud, Clark Chang Corneal Cross-linking in North America: Lessons from a Decade		BV-04 Suzanne Wickum Evaluation and Management of Abnormal Head Postures		LV-03 Ian Bailey Telescopes for Low Vision	NO-04 James Fanelli, Leonard Messner, Lorraine Lombardi An Organized Approach to the Patient with Acute Vision Loss and Transient Visual Obscurements
4 PM	SE-03 Section on Cornea, Contact Lenses and Refractive Technologies Awards and Max Schapero Lecture NO CE	AS-05 Selina McGee Intense Pulsed Light (IPL): MGD, DED, and Other Fun Acronyms					
5 PM							
	Exhibit Hall Welcome Reception		5 to 7 PM		Student Evening with Industry		5 to 7 PM

SPECIAL EVENT

Ezell Fellows Present: Public Health / Epidemiology Potpourri

8:00 to 10:00 AM



Dr. Nicole Carnt



Dr. Charlotte Joslin



Dr. Dean VanNasdale

This year marks the 10th anniversary of the Ezell Fellows Present program, where three former AAOF Ezell Fellowship recipients at different stages of their careers share their research. Included in this session will be discussions on anterior segment infectious eye disease and US national health datasets used to assess vision impairment. *Speakers will be Nicole Carnt, BOptom, PhD, FAAO, Charlotte Joslin, OD, PhD, FAAO, and Dean VanNasdale, OD, PhD, FAAO.*

OTHER EVENTS (NO CE)

Press Conference

7:30 to 9:30 AM

Industry Innovations: Lunch + Learn

Noon to 1:00 PM

Fellows Business Meeting

Noon to 1:00 PM

Exhibit Hall Welcome Reception



5:00 to 7:00 PM

Section on Cornea, Contact Lenses and Refractive Technologies Awards and Schapero Lecture

4:00 to 5:00 PM

Student Evening with Industry

5:00 to 7:00 PM

						Legend		
GL-01 Louis Pasquale, Uday Kompella, Shan Lin Optometric Glaucoma Society and AAO Joint Symposium	NO-02 Trenton Cleghern Management of Optic Nerve Edema	8:00 AM to 5:00 PM Scientific Program Papers Schedule TBA	BV-01 Yin Tea, Raymond Chu Media Use and Vision in Children	WK-01 Matthew Kauffman, Pam Satjawatcharaphong, Karen Lee, Elise Kramer Basics of Scleral Contact Lens Fitting: It's as Easy as 1-2-3	8 AM	AS Treatment & Management of Ocular Disease: Anterior Segment		
	PS-01 Nancy Wong, Nicolas Beaupre OCT Multi-Modal Imaging: Angiography and Enhanced Depth		GO-03 Erin Jenewein, Nicholas Gidosh Myopia Control as a New Standard of Care: Current Research and Clinical Applications		9 AM	BV Binocular Vision/ Pediatrics CL Contact Lenses GO General Optometry GL Glaucoma GR Grand Rounds JP Jurisprudence LP Laser Procedures LV Low Vision NO Neuro-Optometry OP Pharmacology P Papers		
	SE-02 Plenary Session - Today's Research, Tomorrow's Practice®: WHO World Vision Report: Opportunities for Optometry to Make an Impact				10 AM - Noon	PS Treatment & Management of Ocular Disease: Posterior Segment		
	Industry Innovations: Lunch + Learn (RSVP required)				Noon - 1 PM	PH Public Health PM Practice Management PO Peri-Operative Management of Ophthalmic Surgery POS Posters		
NO-03 Patricia Modica, Matthew Bovenzi Visual Pathway Disorders: Diagnostic and Management Tools	AS-02 Maria Walker, Jennifer Harthan, Melissa Barnett, Chandra Mickles Rapid Fire: The Dry Eye Management Map: Navigating OSD in 2019	LDR-01 Muriel Schornack, Julie Schornack, Carmen Barnhardt, Dennis Siemsen, Lindsay Sicks Fundamentals of Leadership Part I: What Is Leadership?	PS-03 Carlo Pelino Identifying True Ocular Emergencies of the Posterior Pole	WK-02 Eli Peli Fitting Peripheral Prisms for Hemianopia	WK-03 Edeline Lu, Benedicte Gonzalez, Tina Zheng Gonioscopy and 3-Mirror Retinal Evaluation Workshop	1 PM	RS Refractive Surgery Management	
	OP-01 Jane Grogg Oral Medications for the Optometrist: Who, What and When		PS-04 Brad Sutton, Julie Rodman OCT and OCTA: The Optometrist's MREye Without the IV	WK-04 Srihari Narayanan, Narges Kasraie, Charles G. Connor, William Miller Contemporary Management Meibomian Gland Dysfunction		2 PM	SD Systemic/Ocular Disease	
GL-02 Karen Lee, Jane Kuo Corneal and Contact Lens Considerations in Glaucoma						3 PM	SE Special Event	
GL-03 Derek MacDonald OCT Interpretation for Glaucoma Diagnosis and Management	PS-05 Kuniyoshi Kanai Diabetic Retinopathy: An Update in the Anti-VEGF Era		PS-06 Anna Bedwell Fundus Autofluorescence: Applications for Clinical Practice			4 PM	SP Surgery Procedures	
Exhibit Hall Welcome Reception		5 to 7 PM	Student Evening with Industry		5 to 7 PM	5 PM	SS Section or SIG Symposium WK Workshop	
							<div> Rapid Fire session</div> <div><div>NO CE</div><div>Non-Credit Course</div></div> <div><div>CEE</div><div>Continuing Education with Examination (TQ) - Available for attendees from required states (FL, IL)</div></div> <div><div></div><div>Attendees Used as Subjects</div></div>	

SPECIAL EVENT

Plenary Session: Today's Research, Tomorrow's Practice® WHO World Vision Report: Opportunities for Optometry to Make an Impact 10:00 AM to Noon

This year the World Health Organization (WHO) will release a World Vision Report on the distribution of eye disease and blindness across the globe and the disease burden these eye conditions pose on nations and regions. Additionally, the human resource requirements of eyecare providers needed to address this public health crisis will be covered. Optometry, specifically the session speakers, played an instrumental role in developing the report. They will discuss the findings and their implications for optometry internationally and for North America respectively. The keynote speaker from WHO will give attendees an overview of the organization's efforts to tackle the extensive disease and blindness burdens on society throughout the world and where optometry fits into this effort. *Speakers include Kovin Naidoo, OD, PhD, FAAO, Sandra Block, OD, MPH, FAAO, and a speaker from the WHO.*



Dr. Kovin Naidoo



Dr. Sandra Block

8 AM										
9 AM	CL-06 Annie Chang, Dawn Lam Corneal GP Contact Lenses for Post-Surgical Patients	SS-01 Hal Bohlman, Stephanie Klemencic, Danielle Weiler, Bisant Labib, Tina Porzukowiak Comprehensive Eye Care Section Symposium: Diplomates Present Grand Rounds	GO-05 Caroline Pate Caring for the Pregnant Patient	BV-05 Mark Rosenfield Fixation Disparity: What, How, Why, When?	8 AM to 5:30 PM Scientific Program Papers Schedule TBA	LV-04 Ashley Deemer, Robert Massof Use of Community Service Volunteers to Improve the Availability, Efficiency, and Quality of Low Vision Rehabilitation Services	SP-01 Nathan Lighthizer Optometric Surgical Procedures for Every Optometrist	GL-04 Joseph Sowka Mistakes to Avoid in Glaucoma	AS-06 Tammy Than, Blair Lonsberry Therapeutic Treatment Tales: Fact or Fiction	
10 AM	CL-07 Andrew Pucker Hot Topics in Scleral Lens Research		SS-02 Jayne Josephsen, Ann Butt Optometric Education Section Symposium: Engaging Students in Learning Through Cognition, Self-Regulation, and Deliberate Practice	BV-06 Angela Chen, Susan Cotter Strabismus for the Primary Care Optometrist		SS-03 David Lewerenz, Eli Peli, Robert Massof, Thomas Theune Low Vision Section Symposium: The Promises and Challenges of Electronic Head-Mounted Video Devices in Vision Rehabilitation		PS-08 Mohammad Rafieetary Diagnosis and Management of Peripheral Retinal Disease		
11 AM	CL-08 Ryan McKinnis Beyond Keratoconus: Scleral Lenses Following Ocular Trauma	PH-02 Brienne Hobbs Opioids and Optometrists: A Public Health Perspective					NO-07 Elizabeth Steele Optometry's Role in MS		AS-07 A. Mika Moy, Kuniyoshi Kanai, Sandra Harpster, Melanie Mason Rapid Fire: I Have What In My Eyes? Sexually Transmitted Diseases and the Eye	
Noon	Lunch in Exhibit Hall (11:30 AM to 1:30 PM)									
	Student & Resident Awards Lunch (Noon to 1:00 PM)									
1:30 PM	PO-01 Larry Baith Surgical and Pharmacological Treatment of Presbyopia	GO-06 William Brown Strategies for Prescribing for Anisometropia, Aniseikonia and Metamorphopsia	SS-05 Christine Sindt, Dennise Siemsen, James Hoekel AMCO SIG Symposium: Whoops! An Evaluation of Cases That Might Not Have Gone the Way You Wanted	PM-02 Neil Pence, Todd Peabody Practicing for Practice Transition	NO-08 Chung To, Imelda Llanos Visual Neglect: Interprofessional Management	SS-06 John Kaminski, George Jackson, Jessica Alber, Albert Woods, Kelly Malloy Vision in Aging SIG Symposium: Neurodegeneration and the Aging Eye: Role of Eye Care Professionals in Early Management and Care for Patients with Progression	PS-09 Damon Dierker, Brad Sutton AMD - How to Improve Outcomes and Help Prevent Blindness	SD-07 Aaron Gold, Carlo Pelino, Sherrol Reynolds, Joseph Pizzimenti Rapid Fire: Eye Tumors from the Lids to the Optic Nerve	AS-08 Amy Nau, Donald Korb, Andrew McLeod A Systematic Approach to Diagnose, Treat and Manage Dry Eye	
2:30 PM	PO-02 Marsha Malooley, Tiffany Andrzejewski Corneal Transplants: What An Optometrist Should Know	GO-08 Jane Grogg A Glance at Herbal Products in Eye Care		GO-09 Marianne Boltz Pediatrics for the Primary Care Optometrist	GO-10 Jack Phu Visual Fields in 2019: Still Relevant in Your Clinical Practice?			GO-11 Mark Bullimore, Noel Brennan Myopia: 12 Evidence-Based Things You Need to Know		
3:30 PM	CL-09 Shalu Pal, Melissa Barnett Multifocal Contact Lens Fitting: The Importance of Communication	GO-12 Jacob Lang, Jaclyn Garlich, Mark Buboltz, Roya Habibi Rapid Fire: Optometric Advancements - The Year in Review			GR-03 Amy Schagg, Trevor Fosso, Scott Bushinger Ellerbrook Presents: Grand Rounds III	LV-05 David Lewerenz Clinical Optics for Low Vision Rehabilitation	NO-10 Richard Mangan, James Fanelli, Leonid Skorn The Headache Conundrum		AS-09 Jeffrey Varanelli, Nicholas Colatrella Advances in the Management of Neurotrophic Keratitis	
4:30 PM	CL-10 Beth Kinoshita, Patrick Caroline, Matthew Lampa, Roxanne Achong- Coan Rapid Fire: Myopia Control in the Astigmatic Patient	GO-13 Lauren Ristin, Michelle Marciniak, Michelle Lee, Mallory McLaughlin Rapid Fire: One Case with Perspectives on 4 Different Diagnoses	POS-01 Exhibit Hall Evening Poster Session Special Event 4:30 PM to 6:30 PM	BV-07 Amy Waters, Amy Sullivan Pediatric Special Populations: Primary Care Examinations	GR-04 Mark Nakano, Melissa Valdellon, Corrie Weitzel Ellerbrook Presents: Grand Rounds IV				SD-10 Michael Yapp When OCT Is Not Enough - A Multimodal Imaging Approach to Ocular Disease Diagnosis	
5:30 PM	SE-05 Room W230 CD									
6:30 PM	Public Health and Environmental Vision Section Awards and Henry B. Peters Lecture									

SPECIAL EVENT

Monroe J. Hirsch Research Symposium: Gene Therapy for Ocular and Neurologic Disorders 8:00 to 10:00 AM


Named in honor of Dr. Monroe J. Hirsch, each year the Academy's Research Committee creates a program that keeps communication open between scientific discovery and clinical patient care. Contemporary issues in gene therapy will be discussed including Leber's Congenital Amaurosis, animal models of glaucoma, and Leber's Hereditary Optic Neuropathy. *Speakers will include Stephen Russell, MD, Abbott Clark, PhD, and Byron Lam, MD.*



Dr. Stephen Russell



Dr. Abbott Clark



Dr. Byron Lam

								8 AM		<div>Legend</div> <div>AS Treatment & Management of Ocular Disease: Anterior Segment</div> <div>BV Binocular Vision/ Pediatrics</div> <div>CL Contact Lenses</div> <div>GO General Optometry</div> <div>GL Glaucoma</div> <div>GR Grand Rounds</div> <div>JP Jurisprudence</div> <div>LP Laser Procedures</div> <div>LV Low Vision</div> <div>NO Neuro-Optometry</div> <div>OP Pharmacology</div> <div>P Papers</div> <div>PS Treatment & Management of Ocular Disease: Posterior Segment</div> <div>PH Public Health</div> <div>PM Practice Management</div> <div>PO Peri-Operative Management of Ophthalmic Surgery</div> <div>POS Posters</div> <div>RS Refractive Surgery Management</div> <div>SD Systemic/Ocular Disease</div> <div>SE Special Event</div> <div>SP Surgery Procedures</div> <div>SS Section or SIG Symposium</div> <div>WK Workshop</div> <div> Rapid Fire session</div> <div> Non-Credit Course</div> <div>Continuing Education with Examination (TQ) - Available for attendees from required states (FL, IL)</div> <div> Attendees Used as Subjects</div>						
NO-05	Naida Jakirlic	PH-03	Leonid Skorin	LDR-02 Imran Khan, Linda Casser, Sally Dillehay, Elizabeth Wyles	SE-04	Stephen Russell, Abbott Clark, Byron Lam	PS-07	Carolyn Majcher, Richard Trevino	WK-05			Katherine Green, Amar Sayani, Yin Tea	WK-06	Stephen Byrnes, Ronald Watanabe	9 AM	
Optic Neuropathies: From Candid to Confounding	The Diabetes Pandemic: How Do We Fit In		Fundamentals of Leadership Part II: Putting Leadership Into Action		Monroe J. Hirsch Research Symposium	Optical Coherence Tomography Angiography: Revolutionizing Vitreoretinal Disease	Implementing Sports Vision into a Primary Care Optometric Practice	Enhancing Patient Outcomes with GP Scleral Contact Lenses	WK-07 Walter Potaznick, Irwin Shwom, James Mertz			Foreign Body Removal Workshop				
NO-06	Tina Aldana	SD-05			Julie Tyler	SS-04	Austin Liffert, Lisa Prokovich, Michael Chaglasian, Elizabeth Muckley	SD-06					Jeffrey Gerson, A. Paul Chous			
TBI Case Studies: Visual Disturbances	Trauma Drama: Cases of Mechanical Ocular Inquiry				Glaucoma Section Symposium: Exploring the Intersection of Glaucoma and Dry Eye	Diabetes Update 2019: New Findings and Strategies to Save Vision and Lives										
SD-04	Richard Zimbalist	Carotid Stenosis: What the OD Needs to Know														
Lunch in Exhibit Hall (11:30 AM to 1:30 PM)												Student & Resident Awards Lunch (Noon to 1:00 PM)		Noon		
NO-09	Meghan Elkins	GL-05	Michael Cymbor, Austin Liffert	LDR-03	Intermediate Leadership	GO-07	Selina McGee	OP-02	Tammy Than	SS-07	Jayne Josephsen, Ann Butt	WK-08	Susan Gromacki, Daniel Fuller	WK-09	Walter Potaznick, Irwin Shwom	1:30 PM
Keep Imaging Simple: An Expanded Introduction to Neuroimaging	Progressing Glaucoma: When to Manage With Meds, Laser and Surgery		SD-09 Thomas Fredro	The Oculoplastic Optometric Physician	Ophthalmic Therapeutic Update	Optometric Education Section Workshop: Instructional Tools for Cognition and Self-Regulated Learning	Corneal and Scleral GP Multifocal Fitting Workshop	Everything You Wanted to Know about Punctal Occlusion	WK-10 Edeline Lu, Tina Zheng, Benedicte Gonzalez	Funduscopy and 3-Mirror Peripheral Retinal Evaluation						
SD-08	Anthony DeWilde	GL-06		Brian Mahoney, Peter Lalle, Rigoberto Arteaga, Jennifer Turano	Understanding Clinical Significance of Common Retinal Lesions	Oral Pharmaceuticals in Anterior Segment Disease										
A Tailored Approach to Uveitis and Associated Systemic Conditions	Rapid Fire: Combining Technology and Direct Observations in Glaucomatous Disc Assessment															
SD-11	Todd Peabody, Richard Meetz	GL-07		Sarah MacIver, Sarah Wood, Austin Liffert, Andrew Rixon	Rapid Fire: Manifestations of Uveitic Glaucoma	SE-10	Leslie Holland, Scott Johnson, Laura Bredahl	Protect Yourself from Predatory Publishers: Whitelists and Other Tools								
Things that BUG Patients														4:30 PM		

OTHER EVENTS (NO CE)

Student Focus Exhibit Hall Hours
10:00 to 11:30 AM

Lunch in Exhibit Hall
11:30 AM to 1:30 PM

Student & Resident Awards Lunch
Noon to 1:00 PM

Public Health and Environmental Vision Section Awards and Henry B. Peters Lecture
5:30 to 6:30 PM

Essilor Academic Challenge at Academy Stadium
8:00 to 10:00 PM

SCIENTIFIC PROGRAM EVENT

Evening Poster Special Event

4:30 – 6:30 PM

On Thursday, posters can be viewed in a single evening session combined with a cocktail hour. A complimentary drink is included with meeting registration. Plan to stop by for some CE before heading out to dinner!

THURSDAY SYMPOSIA

Comprehensive Eye Care Section Symposium: Diplomates Present Grand Rounds

9:00 to 11:00 AM

This symposium seeks to highlight complex case studies presenting to the comprehensive eye care practitioner. Topics will be pertinent to all eye care providers with attention to anterior segment, posterior segment, and neuro-ophthalmic disease. The symposium aims to address how the comprehensive eye care provider can improve patient care to prevent vision loss and blindness. Fellows interested in becoming a Comprehensive Eye Care Diplomate are strongly encouraged to attend. *The moderator is Hal Bohlman, OD, FAAO, and the speakers include Stephanie Klemencic, OD, MS, FAAO, Danielle Weiler, OD, FAAO, Bisant Labib, OD, FAAO, Tina Porzukowiak, OD, FAAO.*

Glaucoma Section Symposium: Exploring the Intersection of Glaucoma and Dry Eye Disease

10:00 AM to Noon

Glaucoma and dry eye disease are both common and visually significant chronic diseases that have a significant impact on quality of life. Often the two conditions exist concurrently, especially when the patient with glaucoma is on multiple topical ophthalmic medications that utilize preservatives that alter the ocular surface and lead to symptoms of discomfort. This is a vicious cycle that should be considered by each primary care optometrist when managing and co-managing patients with glaucoma. There are new glaucoma medications and formulations of older medications that are becoming available to help address these issues in glaucoma patients. This symposium will highlight the intersection of dry eye disease and glaucoma and talk about ways to concurrently manage the two to improve the quality of life in patients. It will also cover some of the new glaucoma medications, including how and when to implement them. *The moderator is Austin Lifferth, OD, FAAO, and the speakers include C. Lisa Prokopich, OD, Michael Chaglasian, OD, FAAO, and Elizabeth Muckley, OD, FAAO.*

Low Vision Section Symposium: The Promises and Challenges of Electric Head-Mounted Video Devices in Vision Rehabilitation

10:00 AM to Noon

We have now had electronic head-mounted video devices for use in low vision rehabilitation for nearly 25 years. Many technological innovations have been developed as the products have evolved, yet they still make up a relatively small portion of vision assistive equipment used in the field. This session's presenters have impressive and varied credentials and experience working with these devices. They will offer insights into the challenges of creating truly useful head-mounted technology, a look at the history and future of these devices, and share experiences of a low vision rehabilitation professional who uses head-mounted video technology himself. *The moderator is David Lewerenz, OD, FAAO, and the speakers include Eli Peli, MSc, OD, FAAO, Robert Massof, PhD, FAAO, and Thomas Theune, OD, FAAO.*

Optometric Education Section Symposium: Engaging Students in Learning Through Cognition, Self-Regulation, and Deliberate Practice

10:00 AM to Noon

The ability to participate actively in life-long learning is an essential competency required of all future health care providers. It is necessary for students to have a clear understanding of how they can self-regulate their own learning and to critically analyze their performance. Educators are called to outline these integral skills for student success, as well as incorporate active and engaging aspects of these competencies into the classroom whether didactic, clinical or in the simulation setting. Integration and self-regulated learning techniques such as deliberate practice and metacognitive strategies are a crucial and ongoing issue for schools and colleges of optometry. *Speakers include Jayne Josephsen, EdD, RN, CCCTM, and Ann Butt, EdD, RN, CNE.*

Optometric Education Section Workshop: Instructional Tools for Cognition and Self-Regulated Learning

1:30 to 3:30 PM

Participants of the paired workshop will leave with an outline of specific tools that can be used in a variety of educational settings to enhance self-regulated learning. Implementation of deliberate practice interventions and a framework for student support will be reviewed. Additionally, an opportunity to participate in hands-on application of the tools will be provided. Attendance at the Section symposium is required to participate in this workshop. *Speakers include Jayne Josephsen, EdD, RN, CCCTM, and Ann Butt, EdD, RN, CNE.*

Vision in Aging SIG Symposium: Neurodegeneration and the Aging Eye: Role of Eye Care Professionals in Early Management and Care for Patients with Progression

1:30 to 3:30 PM

Neurodegenerative diseases such as Alzheimer's diseases, Parkinson's disease and dementia are on the rise and creating a substantial public health burden. Currently, detecting these conditions requires invasive and expensive testing, and often they are detected too late after irreversible changes have occurred in the brain. Researchers are discovering that there are biomarkers in the eye, most notably the retina, that can detect neurodegenerative conditions less invasively, and at its earlier stages. Eye care professionals are on the forefront of possibly being able to detect these conditions at their earliest stages in the eye, which could lead to more effective treatment and reduced progression of cognitive impairment. *The moderator is John Kaminski, OD, FAAO, and the speakers include George Jackson, MD, PhD, Jessica Alber, PhD, Albert Woods, MS, OD, FAAO, and Kelly Malloy, OD, FAAO.*

AMCO SIG Symposium: Whoops! An Evaluation of Cases That Might Not Have Gone the Way You Wanted

1:30 to 3:30 PM

The objectives of this symposium are to identify adverse outcomes associated with medical error, to modify behavior and judgment based on previous experiences, and to prevent repetition of errors leading to complications. Conferences are non-punitive and focus on the goal of patient care. They are particularly important for identifying system issues (e.g., outdated policies, changes in patient identification procedures, arithmetic errors, etc.) that affect patient care. *Speakers include Christine Sindt, OD, FFAO, Dennis Siemsen, OD, FFAO, and James Hoekel, OD, FFAO.*

FRIDAY SYMPOSIA

Section on Cornea, Contact Lenses and Refractive Technologies Symposium: New Game and New Rules: Interpreting the ISO Guidelines to Safeguard Our Contact Lens Practice and OSD Patients

8:00 to 10:00 AM

This course discusses how to implement the recently released ISO guidelines in contact lens practice as well as how to prevent transmission of in-office pathogens. *The moderator is Louise Sclafani, OD, FFAO, FSLs, and the speakers will be Ed Bennett, OD, MSED, FFAO, Christine Sindt, OD, FFAO, FSLs, Jennifer Harthan, OD, FFAO, FSLs, Carole Lakkis, PhD, FFAO, and Laura Periman, MD.*

Retina SIG Symposium: State of Macular and Retinal Degenerative Disease

10:00 AM to Noon

This course discusses various macular diseases commonly encountered, such as age related macular degeneration, diabetic macular edema, central serous chorioretinopathy, vitreomacular traction, epimacular membrane, and macular holes. Learners will be presented with information in regards to diagnosis, management, and follow-up protocols. Utilization and application of

imaging and diagnostic technologies such as optical coherence tomography and OCT angiography (OCT-A) and other diagnostic techniques will be discussed. *The moderator is Mohammad Rafieetary, OD, FFAO. Speakers include John Randolph, MD, and Richard Hamilton, MD.*

Neuro-ophthalmic Disorders in Optometry SIG: The Lawrence Gray Memorial Symposium: Clinical Neuro-ophthalmic and Neuroradiologic Correlates

10:00 AM to Noon

This program will utilize the skills of an optometrist, neuro-ophthalmologist, and neuro-radiologist to examine patients needing neuro-imaging with insight into the proper testing needed, how to optimize the management through imaging, and interpretation of the ordered testing. Blind cases will be presented and a neuro-radiologist will interpret the neuro-imaging on the spot. *The moderator is Joseph Sowka, OD, FFAO, and the speakers include Erin Draper, OD, FFAO, Eric Eggenberger, DO, and Daniel Broderick, MD.*

Binocular Vision, Perception and Pediatric Optometry Section and Nutrition, Disease Prevention and Wellness SIG Joint Symposium: Beyond the Basics: Vision Disorders and Wellness Factors in Patients with Concussion

2:00 to 4:00 PM

This symposium will feature speakers involved in the cutting-edge concussion research that impacts the visual system including topics of vestibular-ocular disorders, convergence insufficiency, and other eye movement disorders. Additionally, the symposium will dedicate time to current research on issues concerning the overall health and wellness of our patients with concussion. *The moderators are Tawna Roberts, OD, PhD, FFAO, and Christine Winter-Rundell, OD, FFAO. Speakers include John Leddy, MD, Anne Mucha, DPT, MS, NCS, Tara Alvarez, PhD, and Gerald Grant, MD.*

Anterior Segment Section Symposium: Rosacea, Ocular Rosacea, and MGD: A Review and New Treatments

2:00 to 4:00 PM

The ocular manifestations of rosacea and MGD share many characteristics. This course will review the similarities in pathophysiology and treatments including new procedural treatments such as IPL, Lipiflow, iLux, and TearCare. *The moderator is Scott Han, OD, FFAO, and the speakers include Yolanda Rosi Helfrich, MD, Kelly Nichols, OD, PhD, FFAO, and Whitney Hauser, OD.*

Vision Science SIG Symposium: Augmented and Virtual Reality for Vision Science

4:00 to 6:00 PM

In addition to being a powerful tool for gaming and entertainment, augmented reality (AR) and virtual reality (VR) hold promise as exciting tools for learning more about the visual system, helping us function in the everyday world, and potentially assisting patients with visual and cognitive disorders. While it is now possible to use AR/VR to explore new research directions, current AR/VR instruments also pose challenges associated with vision, human and engineering factors. The goals of this session will be to discuss some of these challenges and present current research and technological advances in AR/VR. Invited speakers from academia and industry will present their work and provide their perspectives on visual, human, and engineering factors to consider when developing and using AR/VR, as well as new opportunities for its application to the visual system. *The moderator is Jason Porter, PhD, FFAO, FARVO, and the speakers include Martin S. Banks, PhD, Ben D. Sawyer, PhD, Marina Zannoli, PhD, and David Luebke, PhD.*

8 AM	SS-08 Louise Scalfani, Ed Bennett, Christine Sindt, Jennifer Harthan, Carole Lakkis, Laura Periman Section on CCLRT Symposium: New Game and New Rules: Interpreting the ISO Guidelines to Safeguard Our Contact Lens Practice and OSD Patients	GO-15 Elizabeth Steele Disc Drusen - What's New, and a Little Review	GO-16 Kimberley Poirier-Schmidt, Sherry Bass The Use of VEPs, ERGs, and EOGs and Updates in Clinical Practice	GO-17 Erin Jenewein, Siva Meiyappan The Ins and Outs of Strabismus Management in Primary Care Practice	GR-05 Jamie Weiser, Matthew Roe, Jameel Rizwana Hussaindeen Ellerbrook Presents: Grand Rounds V	LV-06 Kathryn Deliso Focus on Function: The Basic Low Vision Examination and Clinical Strategies Through Cases	SD-12 Todd Peabody, Richard Meetz Medical Management of Diabetes
9 AM		JP-01 Jerome Sherman Optometric Malpractice Cases		BV-08 Sarah El-Khazendar, Kelly Frantz A Primary Care Approach to Binocular Disorders	GR-06 Ashley Maglione, Tyler Phan, Pierce Kenworthy Ellerbrook Presents: Grand Rounds VI		SD-13 Megan Hunter, Michelle Marciniak Uveitis Associated with Systemic Disease
10 AM	CL-11 Tiffany Andrzejewski, Lindsay Sicks Nuts & Bolts of Fitting the Irregular Cornea	SS-09 Mohammad Rafieetay, John Randolph, Richard Hamilton Retina SIG Symposium: State of the Macular and Retinal Degenerative Disease	PH-04 Matthew Pearce Overweight and Obesity as an Optometric Concern			LV-07 Richard Soden Low Vision Coding and Billing: A Fresh Look at ICD-10 and CPT-4	
11 AM	CL-12 Chad Rosen, Joshua Lotoczky A Case for Specialty Contact Lenses		GO-18 Jasmine Yumori, Xiao Yu Quantifying Patient Symptoms and Treatment Outcomes: Implementing Surveys into Clinical Practice	BV-09 Glen Steele Managing Digital Device Use in Young Children			SD-14 Meghan Elkins Lab Work: Eye Can Test That
Noon	Lunch in Exhibit Hall (11:30 AM to 1:30 PM)						
2 PM	CL-13 Susan Gromacki Advances in Contact Lens Care for the New Contact Lens Technologies	SS-11 Tawna Roberts, Christine Winter-Rundell, John Leddy, Anne Mucha, Tara Alvarez, Gerald Grant BVPO Section and NDPW SIG Joint Symposium: Beyond the Basics: Vision Disorders and Wellness Factors in Patients with Concussion		RS-02 Kyle Sandberg, Roberto Saenz, Gregory Parkhurst, Jeffrey Augustine Rapid Fire: Unlocking the Potential of Refractive Surgery		LV-08 William O'Connell Making Low Vision Technology Work in 2019	SS-12 Scott Han, Yolanda Rosi Heffrich, Kelly Nichols, Whitney Hauser Anterior Segment Section Symposium: Rosacea, Ocular Rosacea, and MGD: A Review and New Treatments
3 PM	AS-12 Seema Nanda Contact Lens Induced Red Eyes				PH-05 Paula McDowell, Lillian Kalaczinski Optometric Care of Transgender Patients	GO-19 Mark Wilkinson Driving with a Visual Impairment: Past, Present and Future	
4 PM	CL-14 Julie DeKinder, Dawn Lam, Beth Kinoshita, Vinita Henry Rapid Fire: Success with Multifocal Lenses	PS-11 Raman Bhaktri, Xiao Yu Overlooked and Misdiagnosed: Understanding Choroidal Disease	SS-13 Jason Porter, Martin Banks, Ben Sawyer, Marina Zannoli, David Luebke Vision Science SIG Symposium: Augmented and Virtual Reality for Vision Science	BV-10 Katie Connolly Double Vision in Adults	PM-03 Jessica Luu, Kim Pham Practice Management Pearls for New Grads	LV-09 Eli Peli Evaluating Driving with Visual Impairment: Understanding the Literature	PS-12 Jeffrey Gerson, A. Paul Chous AMD: Current Science and Trends in Diagnosis and Treatment
5 PM	CL-15 John Gelles Contact Lenses for Visual Rehabilitation in Keratoconus	PS-13 Anupam Laul, Matthew Bovenzi, Jennifer Gould, Kimberly Poirier-Schmidt Rapid Fire: Emerging Trends in Diabetic Retinopathy		GO-20 Sandra Fox Utilizing Prism in the Primary Care Practice	PM-04 Ian Davies The Use of Social Media in Optometric Practice		
6 PM							

Scientific Program Papers Schedule TBA

SPECIAL EVENTS

Fry and Prentice Lectures

8:00 to 9:00 AM





This session will feature lectures from both the 2019 Charles F. Prentice Award recipient and the 2019 Glenn A. Fry Award recipient. These individuals have been selected as top optometrists and/or vision scientists for their advancements of knowledge in vision science.



American Academy of Optometry and American Academy of Ophthalmology Joint Symposium

10:00 AM to Noon

The American Academy of Optometry will once again partner with the American Academy of Ophthalmology to provide a symposium that will be presented at Academy 2019 Orlando and the American Academy of Ophthalmology annual meeting. This joint program is part of continued efforts between the organizations to collaborate for enhanced patient care.

OP-04 Greg Caldwell, Tracy Offerdahl Complications of Pharmaceuticals Every Optometrist Should Know <small>CEE</small>	GL-08 Edward Chu, David Hicks 50 Glaucoma Facts: An Evidence-based Overview for the Primary Care Practitioner	SE-06 Fry and Prentice Lectures	WK-11 Kelly Thompson, Amila Herbert, Carly Rose Building Confidence in Gonioscopy	WK-12 Paul Harris, Marc Taub, Melissa Zarn Vision Therapy/Visual Training for Acquired Brain Injury (ABI) / Traumatic Brain Injury (TBI)	WK-13 Nicholas Colatella, Jeffrey Varanelli, Stacy Hinkemeyer-Colatella, Jeanette Varanelli Sutureless Amniotic Membranes: How to Properly Insert and Remove Them	Exhibit Hall Open 10 AM to 3 PM	8 AM	Legend AS Treatment & Management of Ocular Disease: Anterior Segment BV Binocular Vision/ Pediatrics CL Contact Lenses GO General Optometry GL Glaucoma GR Grand Rounds JP Jurisprudence LP Laser Procedures LV Low Vision NO Neuro-Optometry OP Pharmacology P Papers PS Treatment & Management of Ocular Disease: Posterior Segment PH Public Health PM Practice Management PO Peri-Operative Management of Ophthalmic Surgery POS Posters RS Refractive Surgery Management SD Systemic/Ocular Disease SE Special Event SP Surgery Procedures SS Section or SIG Symposium WK Workshop  Rapid Fire session  Non-Credit Course  Continuing Education with Examination (TQ) - Available for attendees from required states (FL, IL)  Attendees Used as Subjects
AS-10 Joseph Shovlin, Michael DePaolis, Paul Karpecki Microbial Keratitis: Bacterial and Non-Bacterial Update <small>CEE</small>	SS-10 Joseph Sowka, Erin Draper, Eric Eggenberger, Daniel Broderick Neuro-ophthalmic Disorders in Optometry SIG: The Lawrence Gray Memorial Symposium: Clinical Neuro-ophthalmic and Neuroradiologic Correlates	SE-07 Joint American Academy of Optometry and American Academy of Ophthalmology Symposium				Posters Viewing 9 AM to 3 PM Exhibit Hall 3 Authors Present Even Posters 10 AM to Noon Odd Posters 1 to 3 PM	9 AM	
GL-09 Elizabeth Steele Thinking Outside the Box with Normal Tension Glaucoma GL-10 Murray Fingeret What's New and What's Next in Glaucoma	NO-11 Kelly Malloy, Lorraine Lombardi Pathways to a Proper Diagnosis <small>CEE</small>	AS-11 Clark Chang Contemporary Keratoconus Treatment Strategies PS-10 Sherry Bass, Jerome Sherman Gene Therapy in the Treatment of Inherited Retinal Disease (IRD)	WK-14 Nathan Lighthizer Anterior Segment Laser Workshop: YAG cap, LPI, SLT	WK-15 Daniel Fuller, Maria Walker, Mindy Toabe, Langis Michaud Basics of Scleral Contact Lens Fitting: It's as Easy as 1-2-3		Residency and Graduate Program Fair Noon to 3 PM	10 AM	
GL-11 Derek MacDonald Ocular Perfusion Pressure and Cerebrospinal Fluid Pressure in Glaucoma	OP-05 Jane Grogg Pain Management for the OD <small>CEE</small>	AS-13 Mitchel Ibach, Justin Schweitzer, Scott Hauswirth, Richard Mangan Rapid Fire: The Comorbidities of Dry Eye Disease and Glaucoma AS-14 Clarke Newman An Overview of Corneal Dystrophies					11 AM	
							Noon	
							2 PM	
							3 PM	
							4 PM	
							5 PM	
							6 PM	

OTHER EVENTS (NO CE)

Joint World Council of Optometry and American Academy of Optometry International Reception

7:30 to 9:00 PM

The American Academy of Optometry and World Council of Optometry invite all attendees from outside North America to attend a special reception. Special awardees will also be recognized by both the World Council of Optometry and the International Association of Contact Lens Educators.

Blood Drive

10:00 AM to 5:00 PM

Lunch in Exhibit Hall

11:30 AM to 1:30 PM

Residency and Graduate Program Fair

Noon to 3:00 PM

Alumni Receptions

7:30 PM to 9:00 PM

Australia Party

Co-sponsored by the American Academy of Optometry and the Brien Holden Vision Institute
9:00 PM to 1:00 AM

8 AM	Residents Day Papers	JP-02 Robert Easton Florida Jurisprudence	8:00 AM to 5:00 PM Scientific Program Papers Schedule TBA			AS-15 Christina Twardowski, Jenelle Mallios Common Pediatric Anterior Segment Disorders and Diseases	GO-21 Tawna Roberts An OD's Role in Identifying and Reporting Child Abuse	SP-02 Spencer Johnson Lids and Lashes on the Cutting Edge
9 AM						PO-03 Eric Syverson Limbic Stem Cell Transplants and Keratoprosthesis	BV-11 Angela Chen, Kristine Huang Evidence-based Practice for CI	
10 AM		JP-03 Joseph Sowka Prevention of Medical Errors				RS-03 Michael Petrik The Evolution of IOL Technology	BV-12 Ann Morrison Prescribing for Pediatric Hyperopia	GR-07 John Conto, Timothy Hug, Susan Kovachich Ellerbrook Presents: Grand Rounds VII
11 AM						PM-05 Selina McGee Improving Customer Service Connections	BV-13 Debora Chen, Yu-Tai Wu Restrictive Strabismus: Shedding Light on a Conundrum	GR-08 Brooke Messer, Sarah Sandhaus, Sarah Cleghern Ellerbrook Presents: Grand Rounds VIII
Noon	Lunch Break (on your own)							
1 PM	Residents Day Posters	SS-14 Karl Citek, Bina Patel, Kavin Naidoo, Shehzad Naroo, Hector Santiago, Peter Hendicott, Sandra Block, Meng Meng Xu Joint Public Health and Environmental Vision Section and World Council of Optometry Symposium: International Optometry: Public Health, Education and Personnel Issues	PO-04 Andrew Morgenstern, Elise Kramer Global Consensus of the Management of the Irregular and Ectatic Cornea	GL-12 Lisa Young, Anthony DeWilde, Brett Bence, Sarah Wood MIGS: A Modern Solution to a Complex Problem	SDW-19 Greg Caldwell, Tracy Offerdahl Thyroid Dysfunction, Thyroid Eye Disease, and the Pharmaceuticals	BV-14 Katherine Green, Amar Sayani The Role of Primary Care Optometry in Managing Sports-related Concussions	PSW-14 Sowmya Srinivas Interpreting OCT Retina	
2 PM			CL-19 Thomas Arnold Technology and the Scleral Lens Practice	GL-13 Jack Phu Evidence-based Practice in Angle Closure Spectrum Disease: Gonioscopy and Multimodal Imaging		BV-15 Susan Cotter Childhood Headaches: Differential Diagnosis for the Optometrist	ASW-18 Seema Nanda I Can See Clearly Now... The Membrane Is Gone	
3 PM			CL-20 Jamie Kuhn, Suzanne Sherman Ocular Prosthetic Devices for the Optometrist	SD-16 Tran Nguyen Lab Testing in Primary Care Optometry	LPW-01 Nathan Lighthizer Laser Procedures for the Management of Glaucoma and More	GO-22 Barbara Caffery Future Practice: OD Meet AI	PHW-09 Sandra Block, Stefan Schwarz Special Olympics Lions Clubs International Opening Eyes - An Eyecare Program for People with ID	
4 PM			SD-17 Joseph Shovlin Life Threatening Signs and Symptoms That Can't Be Missed	CL-21 Jason Marsack, Matthew Kaufman Wavefront Guided Contact Lenses	SD-18 Lee Guo Dry Eye Disease: Sjogren's or Non-Sjogren's? Life Saving Differentiation in Optometric Practice		Scientific Program Papers	
5 PM								

SPECIAL EVENT

World Council of Optometry President's Forum: Optometry's Role in Addressing the Changing Face of Technology, Public Health and Clinical Care

8:00 AM to Noon
(No CE, Invitation Only)

This invitation-only event provides a platform wherein the highest level of decision makers and key partners of our profession come together to discuss the current development of optometry and the desired impact that it envisages in the broader health agenda across the world. With the new direction of the World Health Organization towards universal health coverage and competencies, the focus of the forum will be to discuss how optometry can play a large role with the changing face of health care.

OTHER EVENTS (NO CE)

Residents Lunch

Noon to 1:15 PM

Residents Day Reception

3:30 PM to 4:30 PM

New and Emeritus Fellows Reception

6:15 PM to 7:00 PM

Cash Bar Reception

6:15 PM to 7:00 PM

Joint World Council of Optometry and American Academy of Optometry Gala Dinner and Awards Ceremony

7:00 PM to 10:00 PM

Black tie optional. To celebrate the international flavor of this joint meeting, attendees are encouraged to wear traditional outfits from their country. Ticket required (\$25).

PH-06 Agustin Gonzalez, Zulmaris Torres, Yvette Mercado, Neisha Rodriguez	CL-16 Brooke Messer, Sheila Morrison, Maria Walker, John Gelles	NO-12 Joseph Sowka, Greg Caldwell, Jessica Steen	OP-06 Anne Mika Moy	WK-16 Andrew McLeod, Amy Nau	8 AM
Rapid Fire: Glaucoma: Are We Near a Public Health Crisis?	Rapid Fire: The Next Generation in Scleral Lens Fitting: Rapid Fire	Neuro-ophthalmic Disorders Update	Painless Shingles and the Zoster of Tomorrow	Implementing Evaluation and Treatment of Dry Eye in Your Practice	
LV-10 Alexis Malkin, Nicole Ross	CL-17 Randy Kojima, Patrick Caroline		OP-07 Tammy Than, Tim Pifer	WK-17 Jennifer Sanderson, Michael Dorkowski, Jason Duncan, Scott Ensor, John Neal	9 AM
From the Smart Phone to the Smart Home: A Case Based Review of Low Vision Technology	Evolving OrthoK Lens Construction to Optimize Myopia Control		Ilicit Drugs, Opioids, and Other Epidemics	Injectable Medications in Primary Eyecare Workshop	
LV-11 Robert Chun		NO-13 Kelly Malloy, Tracy Offerdahl			10 AM
Understanding Vision Impairment and Sports Performance through a Look at Paralympic Classification in Low Vision Athletes		Neuro-ophthalmic Disease and Related Medications			
LV-12 Greg Hopkins	CL-18 Thomas Quinn				11 AM
Technology in Low Vision: From Television Magnifiers Through Apps for That	Corneal Tonic GPs - Concepts to Clinical Applications				
Lunch Break (on your own)					
PHW-07 Janet Leasher	NO-14 Mark Swanson	AS-16 Mitchel Ibach	SD-15 Kimberley Poirier-Schmidt, Carlo Pelino	WK-18 Reena Patel, Angela Chen, Kristine Huang	Noon
It's a Small World After All: Part 1 - Understanding the Global Burden of Disease	Mild TBI, Concussion and Vision	Corneal Ulcer Z to A (Zoster to Acanthamoeba)	Hypertension: When Things Go Awry Not Only in the Eye	Visual Information Processing Testing: A Hands On Approach	1 PM
PHW-08 Tracy Matchinski, J. Daniel Twelker, Justin Manning, Robert Molter					2 PM
Developing Global Optometric Human Resources: Early Lessons from the VOSH Corps Program					
PHW-10 Jeffrey Weaver, W. Howard McAlister	NO-15 Micah Kinney	AS-17 Jason Duncan		WKW-20 Aurora Denial	3 PM
Optometry's Role in Public Health Across the Globe	Pupils: The Window to the Eye	Ocular Rosacea		Cultivating Skills in Scholarship	
GOW-23 Shehzad Naroo					4 PM
Maximizing Efficiency in Your Teaching Using Blended Learning					5 PM

Legend	
AS	Treatment & Management of Ocular Disease: Anterior Segment
BV	Binocular Vision/ Pediatrics
CL	Contact Lenses
GO	General Optometry
GL	Glaucoma
GR	Grand Rounds
JP	Jurisprudence
LP	Laser Procedures
LV	Low Vision
NO	Neuro-Optometry
OP	Pharmacology
P	Papers
PS	Treatment & Management of Ocular Disease: Posterior Segment
PH	Public Health
PM	Practice Management
PO	Peri-Operative Management of Ophthalmic Surgery
POS	Posters
RS	Refractive Surgery Management
SD	Systemic/Ocular Disease
SE	Special Event
SP	Surgery Procedures
SS	Section or SIG Symposium
WK	Workshop
	Rapid Fire session
	Non-Credit Course
	Continuing Education with Examination (TQ) - Available for attendees from required states (FL, IL)
	Attendees Used as Subjects

SYMPOSIUM

Joint World Council of Optometry and Academy Public Health and Environmental Vision Section Symposium: International Optometry: Public Health, Education, and Personnel Issues

1:00 to 3:00 PM

This symposium will explore the impact of organized optometry on the ability of specific countries and regions around the world to reduce vision impairment and prevent vision loss among their citizens. We will discuss the education and personnel resources necessary to affect such improvements, as well as the legal and professional hurdles that need to be overcome. Following a brief presentation from each presenter, we will invite the audience to participate with questions and comments.

Moderators: Karl Citek, OD, PhD, FAAO, and Bina Patel, OD, FAAO. **Speakers:** Kavin Naidoo, OD, PhD, FAAO, Shehzad Naroo, MSc, PhD, FAAO, Hector Santiago, OD, PhD, FAAO, Peter Hendicott, MAppSc, Sandy Block, OD, MPH, FAAO, and Meng Meng Xu, OD, FAAO.



8 AM	POW-05 Mitchel Ibach, Roberto Saenz What's New in IOL's?	GOW-24 Don Lyon Optometric Examination of Infants and Toddlers	PHW-11 Imran Khan, Guillaume Trotignon Cost Analysis for Integrated School-based Vision Screening Programs in Low and Middle Income Countries	ASW-19 Langis Michaud Keratoconus: Where Are We in 2019?	ASW-20 Ingrid Larenzana The Pediatric Dry Eye Patient: An Interactive Health Treatment Approach
	LVW-13 Micaela Gobeille From the Beginning to Bionics and Beyond: Retinitis Pigmentosa Throughout the Lifespan	CLW-22 Luigina Sorbara, Lakshmi Shinde Proactively Prescribing and Fitting Soft Contact Lenses in Commercial Setup		PMW-06 Nagra Manbir Barriers to the Business of Myopia Control	NOW-16 Cheryl Letheren Cranial Nerve Palsies: What You Always Wanted to Know But Were Afraid to Ask
10 AM	POW-06 Roberto Saenz, Mitchel Ibach Do's and Don'ts of Cataract Surgery with Coexisting Ocular Disease	BVW-17 Cathy Stern Evaluation and Treatment for Children with Special Needs	CLW-23 Karen Carrasquillo, Muriel Schornack, Lynette Johns, Gloria Chiu, Alan Kwok Demystifying Scleral Lenses	SDW-20 Mohammad Rafieetary, Roya Altar Clinical Review of Ocular Trauma: Diagnosis and Treatment	CLW-26 Lakshmi Shinde, Luigina Sorbara Contact Lens Options for Irregular Corneas
11 AM					ASW-21 John Conto The Challenge of Success: Ocular Graft Versus Host Disease
Noon	Lunch Break (on your own)				
1 PM	BVW-18 Marc Taub Acquired Brain Injury Diagnosis and Treatment: Cases from the Trenches	PHW-12 Janet Leasher It's a Small World After All: Part 2 - Understanding Sustainable Development	ASW-22 Scott Hauswirth, Leslie O'Dell, Whitney Hauser, Melissa Barnett Building an Oasis in the Desert: A Case Based Approach to Sjogren's Syndrome	GOW-25 Fraser Horn Concussion and What the Optometrist Needs to Know	ASW-23 Elly Bitton Applying New Dry Eye Guidelines to Clinical Practice
2 PM		PHW-14 Drew Keys, Daratul Hussin, John Farmer, Vinh Vu IAPB: How Optometrists Inform Public Health Responses the Myopia Epidemic in the Western Pacific		NOW-17 Lee Vien, David Yang Glaucoma Masqueraders - Conditions That Mimic Optical Coherence Tomography Findings in Glaucoma	CLW-25 Janice Jurkus Contact Lenses for the Presbyope
3 PM	LVW-14 Susan Leat Optometry's Role in Low Vision: An Illustrated Three Tier Model	BVW-19 Fuensanta Vera Diaz Are We Being Myopic about Myopia? Evidence-based Clinical Care of Myopia	GOW-26 Susan Cotter, Tawna Roberts Diagnosis and Management of Refractive Errors in Infants and Young Children	GOW-28 Bridgitte Shen Lee Singing the Blues: The Research Behind Blue Light	GOW-27 Guillherme Albiéri Cognitive Strategies to Improve Patient Care in Cross Cultural Settings
4 PM				SDW-21 Karen Sparrow, Tejinder Kahlon Coping with the Big C: Helping Your Patients Cope with the Ocular Side Effects of Cancer Treatment	
5 PM					

POSTERS

World Council of Optometry Posters

9:00 to 11:00 AM

1:00 to 3:00 PM

This session will feature approximately 100 posters from presenters from around the world. Posters will be available for viewing from 8:00 AM to 5:00 PM, but presenters will be available during the hours listed above.



BVW-16 Curtis Baxstrom Infantile Esotropia - Evaluation and Management	GLW-14 Justin Schweitzer Innovations in Glaucoma: Next Generation Technology, Medications and Delivery	SEW-08 Joint Meeting ASCO, WCO, AAO Global Summit on Optometric Education	WKW-21 Beshtam Eithan Slit Lamp Workshop: An Approach for Ideal Hybrid Contact Lens Fitting	Posters Authors Present 9 to 11 AM	8 AM
SDW-22 Josh Yuen Update on Treatment of Diabetic Retinopathy	OPW-08 Greg Caldwell, Tracy Offerdahl Pharmaceutical Update 2019: New Drugs and Indications		WKW-22 Renee Reeder Slit Lamp Workshop: Let's Fit Sclerals: Overview and Hands On Workshop		9 AM
SDW-23 Khadija Shahid Overcoming the Challenge of Managing Patients with Headache Disorders					10 AM
					11 AM
Lunch Break (on your own)					Noon
PMW-07 Ian Davies Communication in Optometric Practice	LPW-02 Nathan Lighthizer Lumps and Bumps: A Practical Guide to Evaluation and Removal Techniques	PHW-13 Stanley Woo, George Woo The Role of Optometrists in Primary Eye Care	WKW-23 Karen Sparrow Peer Review Case Discussion	Posters Authors Present 1 to 3 PM	1 PM
PHW-15 Joanne Nassar Demographic Profile on Ocular Disease in a Lebanese Sample Population					2 PM
ASW-24 John Gelles FDA Approved Corneal Collagen Cross-linking	BVW-20 Glen Steele Timeless Truth in Vision Development	BVW-21 Tamara Patrosyan Introduction to the Visual Perceptual Evaluation	WKW-24 Luigina Sorbara, Ety Bitton How to Overcome Challenges in Assessing Student Competencies		3 PM
CLW-24 Justin Schweitzer, Melissa Barnett Stuck in the Rut: Corneal Ulcers and Contact Lenses					4 PM
					5 PM

Legend	
AS	Treatment & Management of Ocular Disease: Anterior Segment
BV	Binocular Vision/ Pediatrics
CL	Contact Lenses
GO	General Optometry
GL	Glaucoma
GR	Grand Rounds
JP	Jurisprudence
LP	Laser Procedures
LV	Low Vision
NO	Neuro-Optometry
OP	Pharmacology
P	Papers
PS	Treatment & Management of Ocular Disease: Posterior Segment
PH	Public Health
PM	Practice Management
PO	Peri-Operative Management of Ophthalmic Surgery
POS	Posters
RS	Refractive Surgery Management
SD	Systemic/Ocular Disease
SE	Special Event
SP	Surgery Procedures
SS	Section or SIG Symposium
WK	Workshop
	Rapid Fire session
	Non-Credit Course
	Continuing Education with Examination (TQ) - Available for attendees from required states (FL, IL)
	Attendees Used as Subjects

OTHER EVENTS (NO CE)

Global Summit on Optometric Education 8:00 AM to Noon

Co-sponsored by the World Council of Optometry, American Academy of Optometry, and Association of Schools and Colleges of Optometry

This session will provide educators from optometric educational programs from around the globe the opportunity to share education philosophies/teaching methods and to discuss challenges facing institutions. The session will begin with a review of the status of optometric education worldwide with an emphasis on strengths and opportunities. Our commitment to enhance and improve optometric education across the world will materialize in a program that strengthens educator skills, supports curricula development and facilitates access to a broad range of educational materials and approaches used successfully by schools of optometry across the world. Break-out discussion sessions will cover topics of common interest and engage participants to discuss, mobilize and advance educational resources leading to improved patient care. Faculty and administrators of optometry programs from across the globe are invited to attend and contribute to this critically significant discussion.

WCO Annual General Assembly

5:00 to 7:00 PM

At this event the new WCO President will be inaugurated and the committee chairs and new board of directors will be introduced. Country members are invited to discuss and vote on decisions regarding the organization and reports of previous and future activities will be presented. All members and interested parties are invited to attend.

WCO Committee Meetings

Observers are welcome to attend the World Council of Optometry's various committee meetings.



EXHIBITING COMPANIES*

ABB Optical Group
 Acuity Pro Software
 Alcon
 Allergan, Inc.
 American Academy of Optometry
 American Academy of
 Orthokeratology and Myopia
 Control
 Art Optical Contact Lens, Inc.
 Bausch + Lomb
 Bio-Tissue
 Blanchard Contact Lens, Inc.
 Bruder Healthcare Company
 MODERN OPTOMETRY
 CareCredit
 Choroideremia Research Foundation,
 Inc.
 Compulink Healthcare Solutions
 CooperVision
 DGH Technology Inc.
 Digital Heat Corporation
 Eschenbach Optik of America
 Eye Care and Cure
 Eyevance Pharmaceuticals, LLC
 Florida Optometric Insurance
 Services
 Vispero
 Good-Lite Co.
 Haag-Streit USA/Reliance

Heidelberg Engineering
 Icare Tonometers
 IDOC
 iMatrix
 Indigo Iris Designs, LLC
 Innova Systems, Inc.
 INVISION Magazine
 Johnson & Johnson Vision
 Kala Pharmaceuticals, Inc.
 Keeler Instruments, Inc.
 Konan Medical USA
 Lippincott Williams & Wilkins, Wolters
 Kluwer Health
 Lumenis
 M&S Technologies
 MacuLogix
 Marco
 MAXIVISION
 MedTech International Group
 Menicon America
 Midwestern University - Arizona
 College of Optometry & Chicago
 College of Optometry
 Optometric Architects
 Myco Industries/AB Max™
 National Vision, Inc.
 NOAH - National Organization for
 Albinism and Hypopigmentation
 Norwood Device & Diagnostics

Novabay Pharmaceuticals, Inc.
 Novartis Pharmaceuticals
 OCULUS, Inc.
 OptiLanes, Inc.
 Opto Multimedia
 OptoPrep
 Optos, Inc.
 Optovue, Inc.
 Paragon Vision Sciences
 Precision Vision, Inc.
 Quantel Medical
 Regeneron Pharmaceuticals, Inc.
 Reichert Technologies
 Review of Optometry
 ScienceBased Health
 Shire
 Sight Sciences
 Solutionreach
 SUN Ophthalmics
 SynergEyes, Inc.
 VISION ASSOCIATES, INC.
 Visionary Optics
 Visioneering Technologies, Inc.
 Vmax Vision, Inc.
 VRmagic Inc.
 Weave
 Zoomax (USA) Inc.


*(as of March 25, 2019)

Exhibit Hall Lunches and Receptions

Attendees will receive complimentary lunch in the exhibit hall on Thursday and Friday (11:30 AM to 1:30 PM). In addition, join us for the Welcome Reception on Wednesday from 5:00 to 7:00 PM, and the Attendee Reception on Thursday from 5:30 to 6:30 PM for complimentary refreshments.

Vision Theater

Join us in the Vision Theater on the exhibit hall floor on certain days/times during the meeting for presentations from our exhibitors and corporate partners. No cost to attend, no CE provided.




Wednesday, October 23, Noon to 1:00 PM

Don't miss out on these industry-sponsored, information-packed sessions taking place directly following the Plenary Session. These 45-minute presentations will provide annual meeting attendees with real take home value from the leaders in the optometric community. Lunch is complimentary and seating is limited so be sure to sign up when you register. No cost to attend; no CE provided.

Essilor Academic Challenge at Academy Stadium

Thursday, October 24, 8:00 to 10:00 PM

The Essilor Academic Challenge held at Academy Stadium in Orlando will determine which school has what it takes to be crowned the champion. Academic teams from the schools and colleges of optometry will compete against each other in an entertaining environment to see which team has what it takes to win the coveted title. Attendees will also be invited to join the afterparty to celebrate the winning team!



EYES OF THE WORLD MOSAIC



Join us in the exhibit hall for an interactive "Eyes of the World" art project based upon a work of art originally created during the 2017 Women's March in NYC in the name of equality for all. The mural, carrying the international message of the importance of vision and optometry, will be donated to a new school of optometry in the developing world. All attendees are invited to help create this permanent work of art which will forever offer a visual reminder of the significance of sight. The support for this important project is generously sponsored by:



Armed Forces Optometric Society Annual Meeting

Tuesday, October 22



The Armed Forces Optometric Society (AFOS) will be holding its annual AFOS/AAO Meeting prior to the Academy 2019 Orlando program beginning the evening of Monday, October 21 and running all day Tuesday, October 22. This event includes a full day of continuing education designed for optometrists in federal service optometry (Air Force, Army, Navy, Veterans Affairs, Public Health and Indian Health Services). Service-specific breakout sessions allow optometrists to meet with their specific service specialty leaders and to discuss current issues facing their specific branch. Additionally, there will be opportunities for attendees to attend hands-on workshops and wet labs, interact with fellow federal service optometrists and colleagues such as at the evening AFOS 2019 Awards Reception. Attend the AFOS meeting for excellent continuing education, camaraderie, an innovative exhibit hall, and much more. AFOS welcomes all interested in federal service optometry to attend as well. Register for the AFOS/AAO Bundle and plan on attending both meetings! For more information visit the AFOS website at www.afos2020.org or contact Dr. Lindsay Wright at lwright@afos2020.org.

Attention AFOS Members!

The Academy is pleased to partner with AFOS to offer bundled registration for both the Academy and the AFOS meetings (Fellowship Banquet tickets not included). Rates listed include the full conference unless otherwise noted.

	Early Bird (Before 8/23)	Regular (After 8/23 to 10/20)	Onsite (After 10/20)
Academy Member and AFOS Member Attendee	\$585	\$635	\$685
Academy Nonmember and AFOS Member Attendee	\$945	\$995	\$1,045
Academy Member and AFOS Nonmember	\$815	\$865	\$915
Academy Nonmember and AFOS Nonmember Attendee	\$1,175	\$1,225	\$1,275
Resident/Student Member and AFOS Member Attendee	\$125	\$150	\$160
Resident/Student Nonmember and AFOS Member Attendee	\$175	\$200	\$210
Resident/Student Member and AFOS Nonmember Attendee	\$175	\$200	\$210
Resident/Student Academy Nonmember and AFOS Nonmember Attendee	\$225	\$250	\$260
AFOS Meeting Only (AFOS Members)	\$150	\$170	\$180
AFOS Meeting Only (AFOS Nonmembers)	\$380	\$400	\$410

Merton C. Flom Leadership InSight® Program

The Merton C. Leadership InSight® Program is designed to help you build your leadership skills and realize your full potential. Add these courses to your meeting registration!

FUNDAMENTALS OF LEADERSHIP – PART I: What is Leadership?

Wednesday, October 23
1:00 PM to 4:00 PM

Part I of this course will focus on the topics such as definitions of leadership, the differences between leadership and management, traits and characteristics of leadership, individual strengths, different leadership styles and using leadership to influence organizational culture. *Additional fee: \$50 (\$10 for students)*

FUNDAMENTALS OF LEADERSHIP – PART II: Putting Leadership into Action

Thursday, October 24
8:00 AM to 11:00 AM

This course will focus on Kotter's model of leadership and how to use it to establish a vision, align people to that vision, and motivate them to stay with the vision. The course will also include a discussion of how communication can be used to support leadership efforts. *Additional fee: \$50 (\$10 for students)*

INTERMEDIATE LEADERSHIP COURSE

Thursday, October 24
1:30 PM to 4:30 PM





American Academy of Optometry FOUNDATION

Advancing Optometry's Future

The American Academy of Optometry Foundation (AAOF) awarded more than \$450,000 in scholarships, fellowships, grants, and residency awards last year. Contributions to the Foundation during Academy 2018 San Antonio totaled more than \$225,000. Your investment in the AAOF supports the advancement of optometric research and education in vision and eye health to improve clinical patient care.

Join us at Academy 2019 Orlando to Support the Future of Optometry

- Donate when you register for the meeting
- Designate your speaker honorarium as a donation to the AAOF
- Learn more about our funds by visiting our website at www.aaopt.org/aaof

Meet and Support your 2019 Ezell Fellows at the Foundation Booth

Stop by the AAOF booth and meet the Ezell Fellows – our future academic leaders. Discuss their cutting-edge science and learn why your generous giving is so important in aiding new optometric talent in achieving great things. While you are there, donate or pledge to support the future of optometric research and education.

AAOF Celebration Luncheon

Saturday, October 26
11:00AM – 1:30PM

Join the AAOF in Orlando as we celebrate the accomplishments of the 2019 recipients and announce the newest President Circle and Ezell Club members. It is also a time of appreciation for our donors and sponsors who make the Foundation a leading supporter of optometric education and research.

Donations to the AAOF are tax deductible to the fullest extent allowed by the US Internal Revenue Service.



Academy Fellows Business Meeting

Wednesday, October 23, Noon to 1:00 PM

Academy Fellows are invited to join us for an update on Academy operations, membership and financials. Lunch will be served for the first 100 Fellows who RSVP (invitation forthcoming). Seating will also be available for those who wish to attend but do not need a lunch.

Blood Drive

Friday, October 25, 10:00 AM to 5:00 PM

Give back to the Orlando community while you're at the meeting! The Academy will host a blood drive during the meeting. More information and sign-up opportunities will be provided to registrants before the meeting.

Joint American Academy of Optometry and World Council of Optometry International Reception

Friday, October 25, 7:30 to 9:00 PM

The Academy and the WCO invite all international attendees to attend this welcome reception! WCO and the International Association of Contact Lens Educators (IACLE) will both present their 2019 awardees at this event.

Australia Party

Friday, October 25, 9:00 PM to 1:00 AM

Hosted by the Brien Holden Vision Institute and the American Academy of Optometry. Enjoy great live music and as always, the Foster's will be flowing!

Joint American Academy of Optometry and World Council of Optometry Recognition Gala and Awards Program

Saturday, October 26, 7:00 to 10:00 PM

Join us for an extravagant evening of camaraderie, celebration and recognition. Bring friends and family as we recognize new Academy Fellows and Diplomates and awards recipients. Banquet tickets are not included with registration and can be purchased in advance for \$25 each. Black tie optional. To celebrate the international flavor of this joint meeting, attendees are encouraged to wear traditional outfits from their country.



Our CE is completely open to students – you're not confined to a student only track! Take this opportunity to network with the best in optometry and to learn more about specialty topics that will help you make decisions about your career in the field.

STUDENT EVENTS

Student Fellowship Program

Distinguish yourself by becoming a Student Fellow. Sign up when you register for the meeting.

Student Evening with Industry

Wednesday, October 23, 5:00 – 7:00 PM

Join us for dinner and to learn more about our corporate partners.

Special Student Focus Exhibit Hall Hour

Thursday, October 24, 10:00 – 11:30 AM

Students will have a special opportunity to meet and network with exhibitors in attendance as well as participate in a chance to win a variety of exciting prizes.

Student & Resident Awards Lunch


Thursday, October 24, Noon – 1:00 PM

This luncheon will honor the best student scientific program presenters from Academy 2018 San Antonio and the 2019 student and resident travel fellowship recipients.

Residency & Graduate Program Fair

Friday, October 25, Noon - 3:00 PM

Designed for students to learn more about various residency and graduate programs. Staff from schools and programs will be available to answer questions.



RESIDENT EVENTS

Resident/Practitioner Networking Event

Friday, October 25, 4:00 – 5:30 PM

Network with practitioners from the US and abroad looking to hire residency trained ODs in the near future. RSVP required – look for your invitation this summer.

Residents Day

Saturday, October 26

8:00 AM – Noon (papers) and 1:30 – 3:30 PM (posters)

Residents Day is a forum where residents have the opportunity to present their interesting case reports or the results of their research projects! The submission window will be open in August 2019.

Residents Day Luncheon

Noon – 1:15 PM

Enjoy this opportunity to meet and network with residents from other programs.

Residents Day Reception

3:30 – 4:30 PM

Celebrate the end of Residents Day by enjoying complimentary refreshments and mingling with your peers.

Student and Resident Travel Fellowships

Students who have been accepted as poster/paper presenters are eligible to apply for a travel fellowship of \$750 (limited number available). The application window will be open July 2 – 31, 2019. Please check the Academy's website for updates on student travel fellowships. Only applicants with an accepted abstract to the annual meeting will be considered for the majority of these travel fellowships, so be sure to submit your abstract May 1–31 at the Academy's website. All applicants MUST be Academy members. Residents are eligible to apply for a limited number of resident travel fellowships from August 1 – 27, 2019. Residents are not required to have an accepted paper/poster to be eligible for a travel fellowship.



AMERICAN ACADEMY
of **OPTOMETRY**

2909 Fairgreen Street
Orlando, Florida 32803

DID YOU KNOW?

Our meeting is open to everyone (not just members)!



#ACADEMY19

#WCOCONGRESS19

AAOPT.ORG/2019

WORLDCONGRESSOFOPTOMETRY.ORG